



O/E/N 68

MINIATURE POWER RELAY

- International Standard Foot Print
- Compact High Performance
- Direct PCB type
- Dust Protected / Sealed
- Special Contact gap
- Suitable DIN Rail and PCB Sockets available
- UL Approved (E209843)

SPECIFICATIONS

Contact Arrangement	: 2 Form A, 2 Form C
Contact Material	: Silver Alloy (Gold Flash)
Contact Rating	
Rated Voltage	: 230 VAC/24 VDC
Max. Switching Voltage	: 440 VAC/220 VDC
Max. Continuous Current at 230 VAC/24 VDC	
2 Form A	: 8 A
2 Form C	: 6 A
Max. Power Rating	
2 Form A	: 2000 VA
2 Form C	: 1500 VA
Nominal Coil Power	: 0.78 W (approx)
Life Expectancy	
Electrical	: 10 ⁵ operations
Mechanical	: 10 ⁶ operations
Contact Resistance (Initial)	: 50 milli Ohms
Dielectric Strength	
Between Contact & Coil	: 4000 VRMS
Between Open Contacts	: 1600 VRMS
Insulation Resistance	: 500 MegaOhms at 500VDC, 25 ⁰ C, RH50
Operate time at Nominal Voltage	: 10 milli sec. (Typ)*
Release time at Nominal Voltage	: 2.7 milli sec. (Typ)*
Ambient Temperature	: -40 ⁰ C to +70 ⁰ C
Weight	: 20 gms (approx)

For Suitable Sockets Refer Socket Section

Typical applications

Industrial Electronics, PLCs, Timers, Office Automation, UPS, Home Appliances etc.

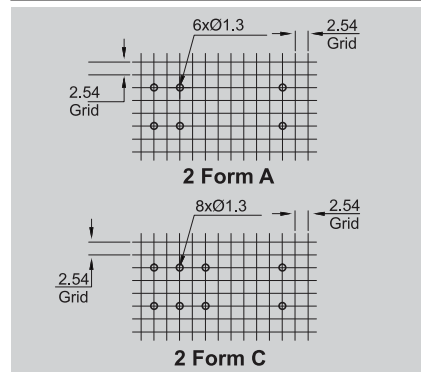
* With suitable overdrive circuit

All dimensions are in mm. Specifications subject to change without notice. Tolerance unless otherwise specified is ± 10%.

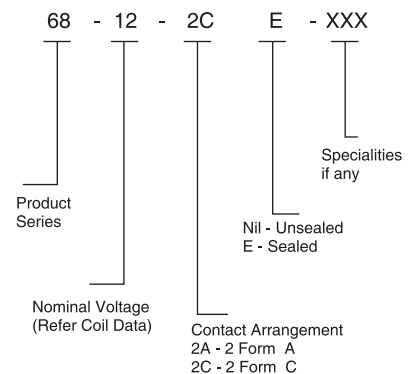
COIL DATA

Nominal Voltage VDC	Pick-up Voltage VDC		Coil Resistance Ohms ± 10%	
	2 Form C	2 Form A	2 Form C	2 Form A
6	5	4.5	70	70
12	10	9.0	175	185
24	20	18	700	700
48	40	36	2400	2800

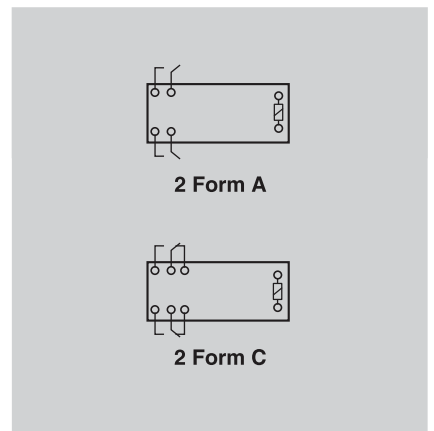
DRILLING PATTERN



HOW TO ORDER



WIRING DIAGRAM



DIMENSIONS

