



O/E/N 41

AUTOMOTIVE POWER RELAY

FEATURES

- Direct PCB mountable
- Limiting continuous current 20A
- Compact in size
- Enclosure IP67

APPLICATION

- Power windows
- Power door locks
- Direction indicators
- Seat adjustment
- Wiper control

TECHNICAL DATA FOR CONTACT SIDE :

Areas of Application	Resistive / Inductive Load
Contact Configuration	: 1 Form A (1 NO), 1 Form C (1 CO)
Contact Material	: Silver Alloy
Contact Rating at 23°C - 13.5 VDC	: 20A/10A
Electrical Life in No. of Operations Min.	: 1×10^5
Mechanical Life in No. of Operations Min.	: 1×10^6
Contact Voltage Drop at 10 A (Max.)	: 50mV
Maximum Switching Current @ 13.5 VDC for 3 Sec	: 35A

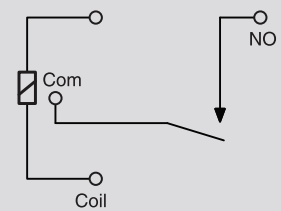
GENERAL DATA FOR COIL SIDE

Nominal Coil Power	: 0.64W (Approx)
Operate Time	: 10 milli Seconds (Typ)
Release Time	: 10 milli Seconds (Typ)

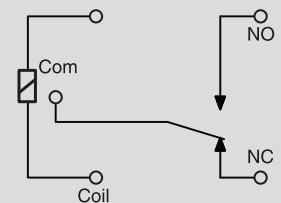
OPERATING CONDITIONS

Ambient Temperature	: -40°C to +85°C
Dielectric Strength	
Between open contacts	: 500 VRMS
Between coil & contact	: 750 VRMS
Insulation Resistance	: 100 MegaOhms Min. at 500 DC, 25°C RH 50
Vibration Resistance	: 10 - 100Hz, 4.4g (Change in switching state not more than 10μS)
Shock Resistance	: 10g, 11 mS (Change in switching state not more than 10μS)
Weight	: 5 gms Max.

WIRING DIAGRAM

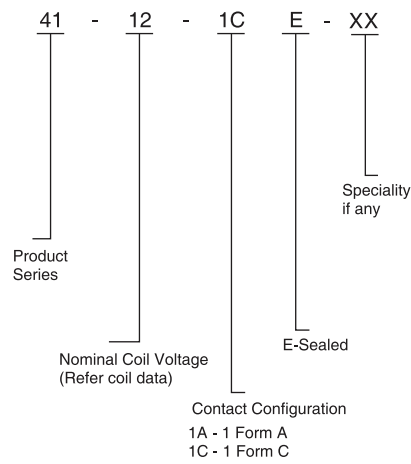


1 Form A



1 Form C

HOW TO ORDER

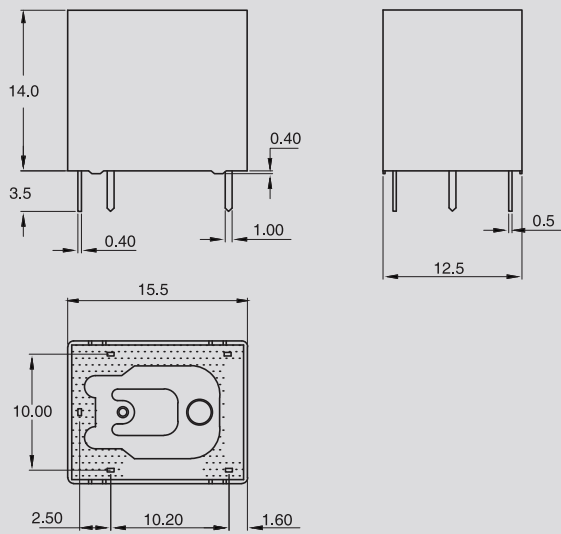


COIL DATA

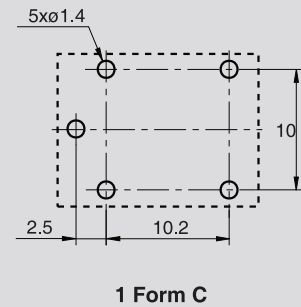
Nominal Voltage V DC	*Pick Up Voltage V DC (Max)	Drop-Out Voltage V DC (Min)	Coil Resistance Ohms $\pm 10\%$
5	4.0	0.6	42
12	8.0	1.5	225
24	16.0	3.0	900

* Lower pick-up voltages available on request

DIMENSIONS



DRILLING PATTERN



AVAILABLE ON REQUEST

- For custom solutions consult factory