



O/E/N 76

MINI AUTOMOTIVE RELAY

FEATURES

- High switching capacity
- Minimum space requirement
- Low profile
- Open & sealed versions
- Twin relay versions available

APPLICATION

- Direction indicators
- Wiper control
- Fuel pump
- Central locking
- Window winding motors
- Air conditioning

TECHNICAL DATA FOR CONTACT SIDE :

Model	: 76	76T
Areas of Application	Resistive / Inductive / Head Lamp Load	
Contact Configuration	: 1 Form A, 1 Form U 1 Form C	2 x 1 Form A, 2 x 1 Form U 2 x 1 Form C
Contact Material	: Silver Nickel/Silver Tin Oxide*	Silver Nickel/Silver Tin Oxide*
Contact Rating at 23°C (Res) 13.5 VDC	: 20A/10A	2x20A/10A
Lamp Load at 14VDC	: 60W	2x60W
Electrical Life in No. of Operations Min.	: 1×10^5	1×10^5
Mechanical Life in No. of Operations Min.	: 1×10^6	1×10^6
Contact Voltage Drop at 10 A (Max.)	: 60mV	60mV
Maximum Switching Current @ 12.8 VDC For 3 Sec.	: 50A	50A

* For 1 form U version with AgSnO2 contacts, expected electrical life is 2×10^6 operations

GENERAL DATA FOR COIL SIDE

Nominal Coil Power	: 1.11W (Approx)
Operate Time	: 5 milli Seconds (Typ)
Release Time	: 3 milli Seconds (Typ)

OPERATING CONDITIONS

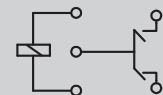
Ambient Temperature	: -40°C to +85°C
Dielectric Strength	
Between open contacts	: 500 VRMS
Insulation Resistance	: 100 MegaOhms Min. at 500 VDC, 25°C RH 50
Vibration Resistance	: 10-50Hz, 4.4g (Change in switching state not more than 10μS)
Shock Resistance	: 30g, 8mS (Change in switching state not more than 10μS)
Weight	: 12 gms Max.

WIRING DIAGRAM

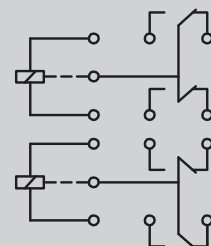


1 Form A

1 Form C

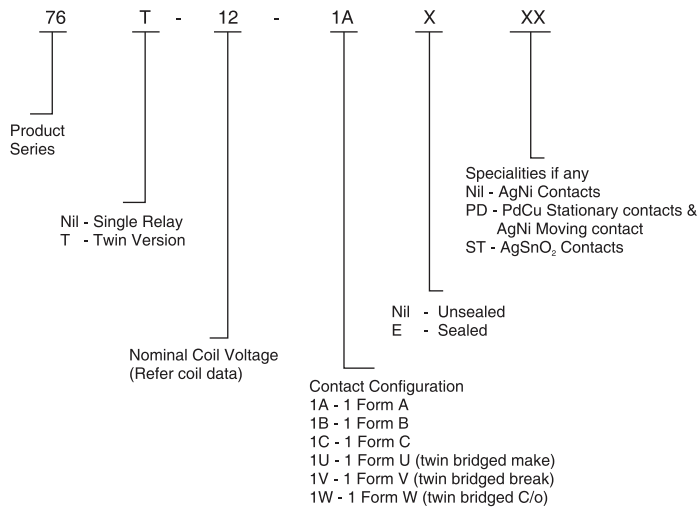


1 Form U



1 Form W (Twin Relay)

HOW TO ORDER

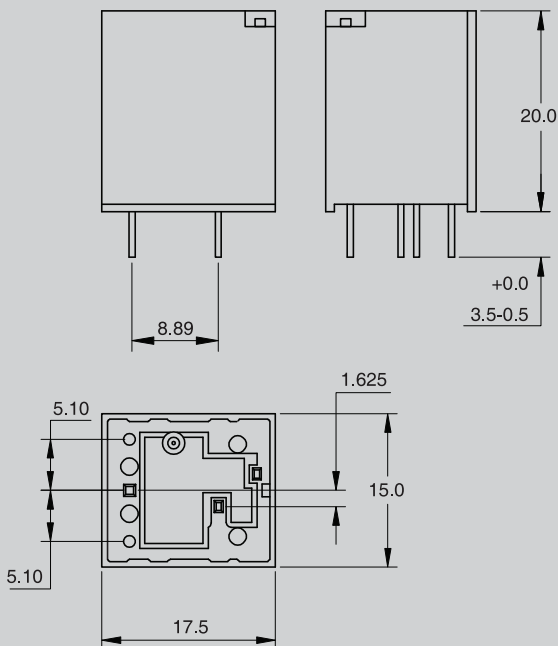


COIL DATA

Nominal Voltage VDC	**Pick-up Voltage VDC (Max)	Drop-out Voltage VDC (Min)	Coil Resistance Ohms ± 10%
6	3.9	0.6	32.5
12	7.8	1.2	130
24	15.6	2.4	520

**Lower pick-up voltages available on request

DIMENSIONS

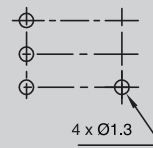


Note : NIP - OFF pin may be removed after soldering and cleaning for ventilation

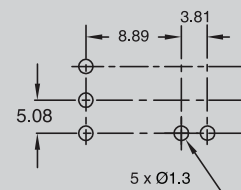
DRILLING PATTERN

Single Relay

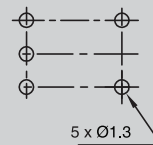
1 Form A



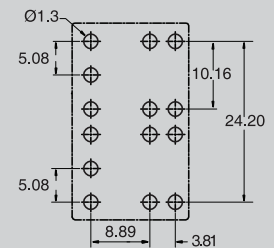
1 Form C



1 Form U



1 Form W (Twin Relay)



AVAILABLE ON REQUEST

- For other custom solutions consult factory

*Depending on the contact material & contact configuration electrical life will vary. Consult Factory before finalising the part number