



O/E/N 82

ULTRA SMALL HIGH VOLTAGE DC RELAY



FEATURES

- High Performance
- High Voltage Switching
- PCB Version

APPLICATION

- Capacitor Pre-charging
- Protection Relays

TECHNICAL DATA FOR CONTACT SIDE:

Areas of Application	:	Resistive / Inductive / capacitive load
Contact Configuration	:	2 x 1 Form A
Contact Material	:	Silver Alloy
Contact Rating	:	
NO contact connected in series	:	(Resistive load) 10A at 450 VDC
For each NO contact	:	(Resistive load) 10A at 200 VDC
Electrical Life in No.of operations Min.	:	1×10^4
Mechanical Life in No. of operations Min.:	:	1×10^5
Contact voltage drop at 10 A (Max)	:	150 mV
Maximum Carrying Current	:	12A
Maximum Switching Voltage	:	300VDC, Each NO Contact 600VDC, NO Contacts connected in series

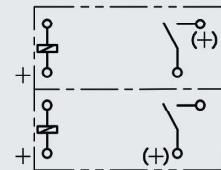
GENERAL DATA FOR COIL SIDE

Nominal Coil Power	:	0.576 W (Approx)
Operate Time	:	20 milli Seconds (Typ)
Release Time	:	10 milli Seconds (Typ)

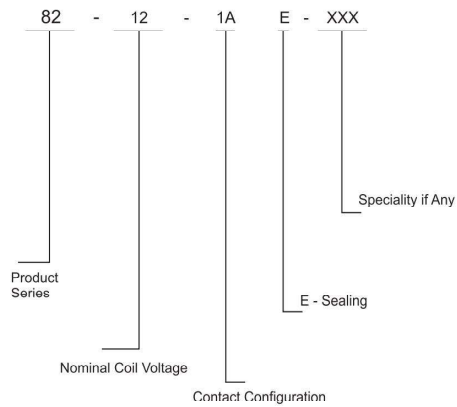
OPERATING CONDITIONS

Ambient Temperature	:	-40°C to +85° C
Dielectric Strength	:	
Between open contacts	:	1000 VRMS
Between contacts & coil	:	4000 VRMS
Insulation Resistance	:	100 Mega Ohms Min.at 500 VDC,25°C RH50
Vibration Resistance	:	10 - 55Hz Double Amplitude 1.5mm
Shock Resistance	:	MIN 1000 (m/s ²) (6± 1 ms)
Weight	:	38 gms approx.

CIRCUIT DIAGRAM



HOW TO ORDER

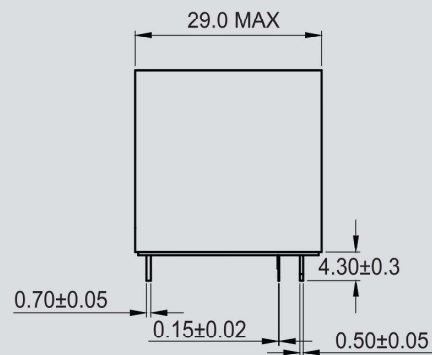
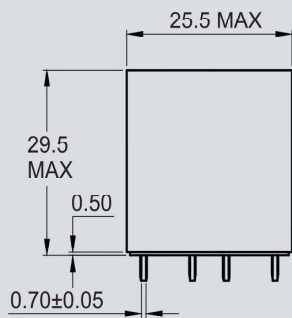


COIL DATA

Nominal Coil Voltage VDC	**Pick up Voltage VDC(Max)	Drop out Voltage VDC(Min)	Coil Resistance Ohms± 10 %
12	9.6	1.2	250

**Lower Pick- up voltages available on request

DIMENSIONS



AVAILABLE ON REQUEST

- For custom solutions consult factory

DRILLING PATTERN

