



O/E/N 65

SUB MINIATURE POWER RELAY

- International Standard Foot Print
- High Sensitivity
- Low Profile
- High Capacity - 15A
- RT III Sealed
- 5 mm Creepage Distance
- RoHS Compliant

SPECIFICATIONS

Contact Arrangement	: 1 Form A, 1Form C
Contact Material	: Silver Alloy
Contact Rating	
Rated Voltage	: 230 VAC/24 VDC
Max. Switching Voltage	: 250 VAC/24 VDC
Maximum Continuous Current at 230VAC/24VDC	: 15A
Maximum Switching Current	: 10A
Maximum Power Rating	: 2500VA
Nominal Coil Power	: 0.36W (approx)
Operating Power	: 0.23W (approx)
Life Expectancy	
Electrical	
1 Form A (10A)	: 10 ⁵ Operations
1 Form C	: 10 ⁵ Operations (10A through NO only)
1 Form C	: 3 x 10 ⁴ Operations (7A/7A)
1 Form C	: 5 x 10 ⁴ Operations (5A/5A)
Mechanical	: 10 ⁷ Operations
Contact Resistance (Initial)	: 100 milli Ohms
Dielectric Strength	
Between Contacts & Coil	: 1500 VRMS
Between Open Contacts	: 750 VRMS
Insulation Resistance	: 100 Meg. Ohms at 500VDC, 25 ^o C, RH50
Operate time at Nominal Voltage	: 10 milli sec. (Typ)
Release time at Nominal Voltage	: 5 milli sec. (Typ)
Ambient Temperature	: -40 ^o C to +55 ^o C
Weight	: 9.5 gms (approx)

Typical applications

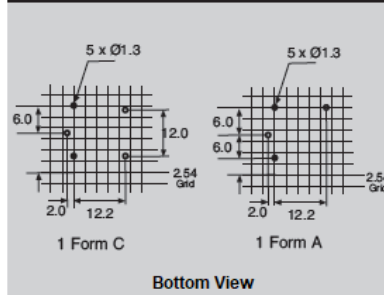
UPS, Home Appliances, Office Automation, Security Systems, PLCs, Timers etc.

All dimensions are in mm. Specifications subject to change without notice. Tolerance unless otherwise specified is ±10%.

COIL DATA

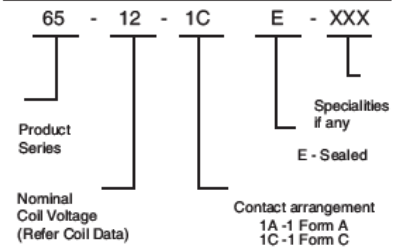
Nominal Voltage VDC	Pick-up Voltage VDC (Max)	Drop-out Voltage VDC (Min)	Coil Resistance Ohms ± 10%
05	3.8	0.5	70
12	9.0	1.2	400
24	18.0	2.4	1600

DRILLING PATTERN

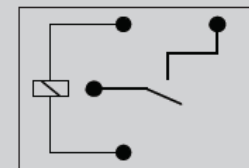


Bottom View

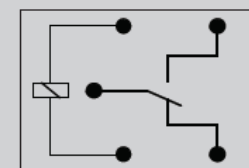
HOW TO ORDER



CIRCUIT DIAGRAM



1 Form A



1 Form C

DIMENSIONS

