

O/E/N 58

MINIATURE POWER RELAY

- Available in DC Versions
- International Standard Foot Print
- Compact High Performance
- High Capacity
- Dust Protected / Sealed Version
- Sockets available
- UL Approved

SPECIFICATIONS

Contact Arrangement	: 1 Form A, 1 Form C 1 Form A (K type) 1 Form C (K type) 2 Form C
Contact Material	: Silver Alloy
Contact Rating	
Rated Voltage	: 230 VAC/28 VDC
Max. Switching Voltage	: 440 VAC/220 VDC
Max. Continuous Current at 230 VAC/28 VDC	
1 Form A (K type)	: 16 A
1 Form C (K type)	: 16 A (NO)/10 A (NC)
1 Form C (Std)	: 10 A
2 Form C	: 5 A
Max. Power Rating	
1 Form C (K type)	: 4000 VA
1 Form C	: 2500 VA
2 Form C	: 1250 VA
Nominal Coil Power	: 0.50 W (approx)
Life Expectancy	
Electrical	: 10^5 operations
Mechanical	: 10^6 operations
Contact Resistance (Initial)	: 100 milli Ohms
Dielectric Strength	
Between Contact & Coil	: 5000 VRMS
Between Open Contacts	: 750 VRMS
Insulation Resistance	: 500 Mega Ohms at 500VDC, 25°C, RH50
Operate time at Nominal Voltage	: 15 milli sec. (Typ)
Release time at Nominal Voltage	: 10 milli sec. (Typ)
Ambient Temperature	: -40°C to +70°C
Weight	: 18 gms (approx)
For Suitable Sockets Refer Socket Section	

Typical applications

Industrial Electronics, PLCs, Timers, Office Automation, UPS, Home Appliances etc.
All dimensions are in mm. Specifications subject to change without notice. Tolerance unless otherwise specified is $\pm 10\%$.

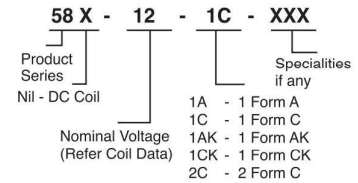
COIL DATA

Nominal Voltage V	Pick-up Voltage V	Drop-out Voltage V	Coil Resistance Ohms $\pm 10\%$
5	4.00	0.5	50
6	4.80	0.6	72
9	7.20	0.9	160
12	9.60	1.2	285
18	14.40	1.8	640
24	19.20	2.4	1150
48	38.40	4.8	3300
60	48.0	6.0	7200

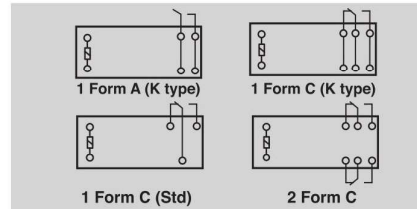
DC Coil Data

5	4.00	0.5	50
6	4.80	0.6	72
9	7.20	0.9	160
12	9.60	1.2	285
18	14.40	1.8	640
24	19.20	2.4	1150
48	38.40	4.8	3300
60	48.0	6.0	7200

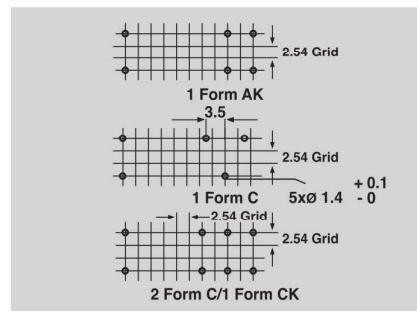
HOW TO ORDER



WIRING DIAGRAM



DRILLING PATTERN



DIMENSIONS

