



O/E/N 46 SIGNAL RELAY

- International Standard Foot Print
- Small Size, Light Weight
- Low Power Consumption
- High Sensitivity
- Sealed

SPECIFICATIONS

Contact Arrangement	: 2 Form C
Contact Material	: Silver Alloy + Gold clad
Contact Rating	
Rated Voltage	: 125 VAC/30 VDC
Max. Switching Voltage	: 240 VAC/120 VDC
Max. Continuous Current at 125 VAC/30 VDC	: 1A AC / 2A DC
Max. Power Rating	: 125 VA
Nominal Coil Power	: 0.15 W (approx)
Life Expectancy	
Electrical	: 10 ⁵ operations
Mechanical	: 10 ⁷ operations
Contact Resistance (Initial)	: 50 milli Ohms
Dielectric Strength	
Between Contact & Coil	: 1000 VRMS
Between Open Contacts	: 1000 VRMS
Insulation Resistance	: 1000 MegaOhms at 500VDC, 25 ⁰ C, RH50
Operate time at Nominal Voltage	: 6 milli sec. (Typ)
Release time at Nominal Voltage	: 5 milli sec. (Typ)
Ambient Temperature	: -45 ⁰ C to +85 ⁰ C
Weight	: 5 gms (approx)

Typical applications

Telecommunication Equipments, Automation Systems, Electrical Appliances, Call Monitors etc.

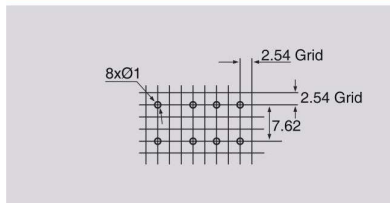
All dimensions are in mm. Specifications subject to change without notice. Tolerance unless otherwise specified is ± 10%

COIL DATA

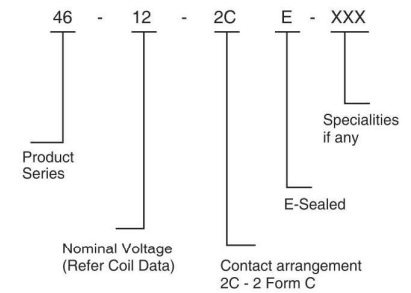
Nominal Voltage VDC	Pick-up Voltage VDC	Drop-out Voltage VDC	Coil Resistance Ohms ± 10%
5	3.5	0.5	167
*6	4.2	0.6	180
12	8.4	1.2	960
24	16.8	2.4	2880
*48	33.6	4.8	4000

* Check for availability

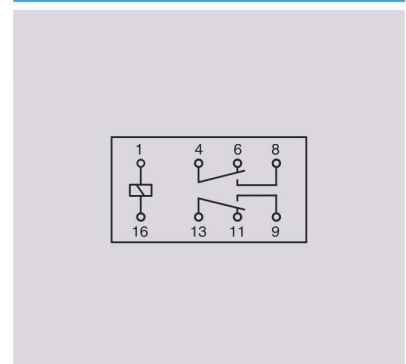
DRILLING PATTERN



HOW TO ORDER



WIRING DIAGRAM



DIMENSIONS

