

MINIATURE HIGH POWER RELAY

- Low Height
- Dust Protected/ Sealed (RT III)
- 10kV Impulse Voltage Withstanding Capacity (As per IEC 61000-4)
- 5kV Dielectric Strength
- International Standard Footprint
- Compact High Performance
- UL Approved (E209843)



SPECIFICATIONS

Contact Arrangement	: 1 Form A, 1 Form C 1 Form A (K type) 1 Form C (K type) 2 Form C
Contact Material	: Silver Alloy
Contact Rating	
Rated Voltage	: 250 VAC/ 28 VDC
Max. Switching Voltage	: 400 VAC
Max. Continuous Current at 230 VAC/ 24 VDC	
1 Form A (K), 1 Form C (K)	: 16 A
1 Form A, 1 Form C	: 12 A (16A version available for 1 Form A)
2 Form C	: 8 A
Max. Power Rating	
1 Form C (K type)	: 4000 VAC
1 Form C	: 3000 VAC
2 Form C	: 2000 VAC
Nominal Coil Power	: 0.48 W (approx)
Life Expectancy	
Electrical	: 10 ⁹ operations through NO
	: 3 x 10 ⁴ operations through NO / NC
Mechanical	: 10 ⁶ operations
Contact Resistance (Initial)	: 100 milli Ohms
Dielectric Strength	
Between Contact & Coil	: 5000 VRMS
Between Open Contacts	: 1000 VRMS
Impulse Withstand Voltage	: 10 KV b/w coil & contact
Insulation Resistance	: 1000 MegaOhms at 500 VDC, 25 °C, RH50
Operate Time at Nominal Voltage	: 10 milli sec.(Typ)
Release Time at Nominal Voltage	: 6 milli sec.(Typ)
Ambient Temperature	: -40 °C to +85 °C
Weight	: 12 gms (approx)

Typical Applications :

Industrial Electronics, PLCs, Timers, EV Chargers, Office Automation, UPS, Home Appliances, etc.

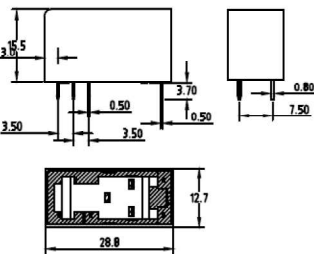
All dimensions are in mm. Specifications subject to change without notice. Tolerance unless otherwise specified is ± 10%.

COIL DATA

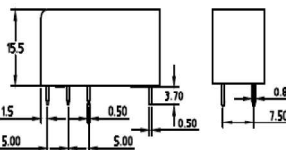
Nominal Voltage VDC	Pick-up Voltage VDC	Drop-out Voltage VDC	Coil Resistance Ohms ±10%
5	3.5	0.5	50
5*	4	0.5	62.5
6	4.2	0.6	75
12	8.4	1.2	300
12*	9.6	1.2	360
24	16.8	2.4	1200
24*	19.2	2.4	1440
48*	38.4	4.8	5358

*Sensitive version
Note - Non-Sensitive versions available for 1 Form A, 1 Form C & 1 Form AK/CK versions only.

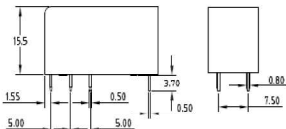
DIMENSIONS



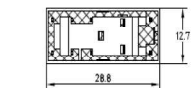
1 Form C (3.5 mm Pinning)



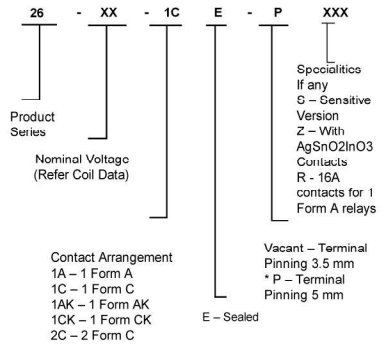
1 Form C (5 mm Pinning)



1 Form C(K) & 2 Form C

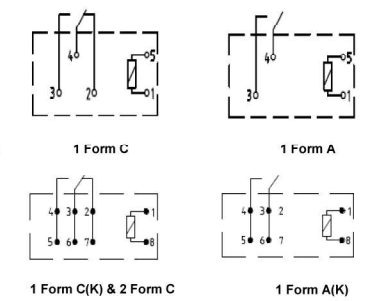


HOW TO ORDER

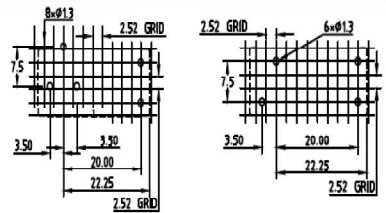


*Dual Pitch option (P version) available only for the Series 26-1A/1C type relays. Form 1AK/1CK & 2A/2C relays has 5mm pinning by default.

WIRING DIAGRAM

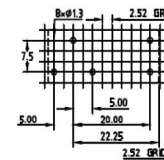


DRILLING PATTERN

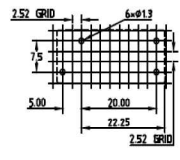


1 Form C (3.5 mm Pinning)

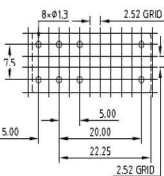
1 Form A (3.5 mm Pinning)



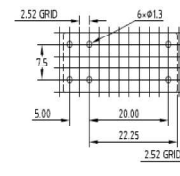
1 Form C (5 mm Pinning)



1 Form A (5 mm Pinning)



1 Form C(K) & 2 Form C



1 Form A(K)