

# O/E/N 45 INDUSTRIAL PCB RELAY

## FEATURES

- Rated upto 5 A
- Dielectric upto 1500VRMS
- Small relay
- Direct PCB Mountable

## APPLICATION

- Home Automation
- Power conditioning equipment
- Measuring and control instruments
- Other PCB application

## TECHNICAL DATA FOR CONTACT SIDE

Areas of Application	Resistive/ Inductive load
Contact Configuration	: 1 Form A (1 NO), 1 Form C (1 CO)
Contact Material	: Silver Alloy
Contact Rating at 23° C – 230VAC/28VDC	: 5A
Electrical life in No. of Operations Min.	: 1 x 10 <sup>5</sup>
Mechanical life in No. of Operations Min.	: 1 x 10 <sup>6</sup>
Voltage Drop between terminals At 10A (Max.)	: 250mV

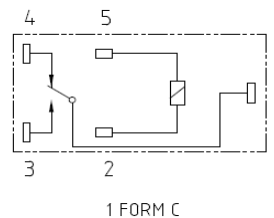
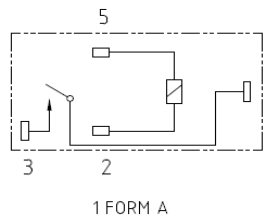
## GENERAL DATA FOR COIL SIDE

Nominal Coil Power	: 0.36W (Approx)
Operate Time	: 10 milli Seconds (Typ)
Release Time	: 10 milli Seconds (Typ)

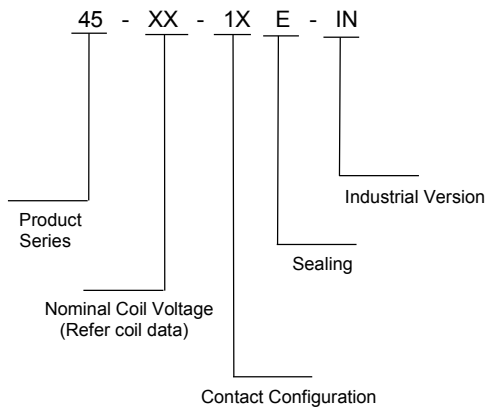
## OPERATING CONDITIONS

Ambient Temperature	: -40° C to +70° C
Dielectric Strength	
Between Open Contacts	: 1000 VRMS
Between Contact and Coil	: 1500 VRMS
Insulation Resistance	: 100 MegaOhms At 500 VDC, 25° C RH 50%
Weight	: 4.25gms Max.

## WIRING DIAGRAM



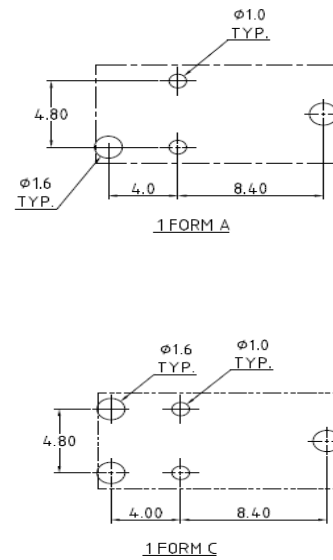
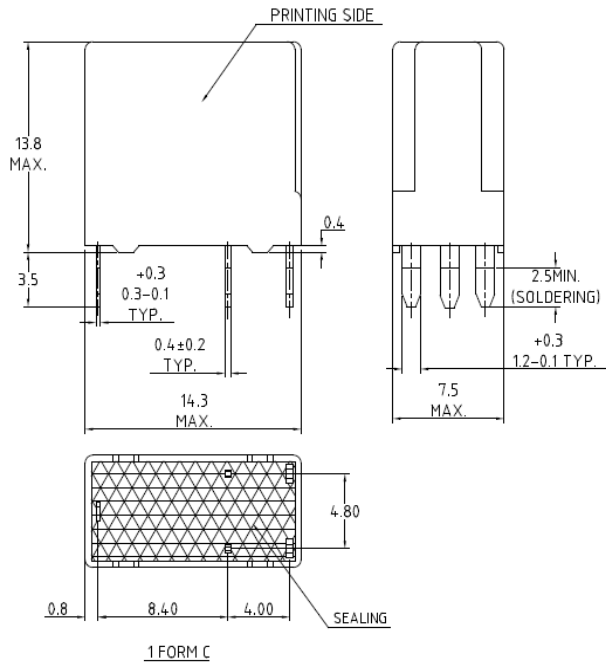
## HOW TO ORDER



## COIL DATA

Nominal voltage V DC	Pick Up voltage V DC (Max)	Drop-Out Voltage V DC (Min)	Coil Resistance Ohms $\pm 10\%$
5	4.0	0.5	70
12	9.6	1.2	400
24	19.2	2.4	1600

## DIMENSIONS



## AVAILABLE ON REQUEST

- For custom solutions consult factory