



# O/E/N 31-1R/2R

## MEDIUM POWER INDUSTRIAL RELAY

- Compact High Performance
- 2 Form C & 3 Form C Contacts
- Free Wheeling Diode Optional
- DIN Rail Mounting Socket available
- LED Indication Optional

### SPECIFICATIONS

Contact Arrangement	: 2 Form C, 3 Form C
Contact Material	: Silver alloy
Contact Rating	
Rated Voltage	: 230 VAC/24 VDC
Max. Switching Voltage	: 250 VAC/30 VDC
Max. Continuous Current at 230 VAC/24 VDC	: 10 A
Max. Power Rating	: 2500 VA
Nominal Coil Power	: 1.1 W (approx)
Life Expectancy	
Electrical	: $10^5$ operations
Mechanical	: $10^6$ operations
Contact Resistance (Initial)	: 50 milli Ohms
Dielectric Strength	
Between Contact & Coil	: 2000 VRMS
Between Open Contacts	: 1500 VRMS
Insulation Resistance	: 500 MegaOhms at 500VDC, 25°C, RH50
Operate time at Nominal Voltage	: 20 milli sec. (Typ)
Release time at Nominal Voltage	: 10 milli sec. (Typ)
Ambient Temperature	: -40°C to +70°C
Weight	: 115 gms (approx)

#### Typical applications

Industrial Control, Instrumentation, Automation, Battery Chargers, Power Conditioning Equipments etc.

**Note :** In case of Relay with clamping diode, take terminal 2 as negative

All dimensions are in mm. Specifications subject to change without notice. Tolerance unless otherwise specified is  $\pm 10\%$ .

### COIL DATA

Nominal Voltage	2R		1R	
	Pick-up Voltage VDC	Coil Resistance Ohms $\pm 10\%$	Pick-up Voltage VAC	Coil Resistance Ohms $\pm 10\%$
6	5.0	30	5.0	4
12	10.0	150	10.0	16
18	15.0	390	15.0	40
24	20.0	500	20.0	70
48	40.0	2250	40.0	300
115	90.0	10000	90.0	2000
230*	190.0	30000	190.0	10000

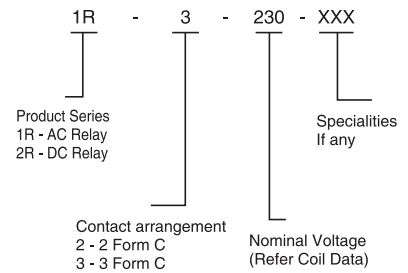
\* 220V for DC & 230V for AC Coils

### SOCKET ORDERING CODE

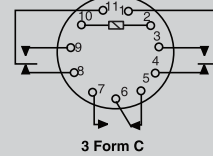
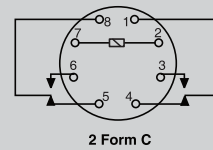
#### Din rail mounting type

2 Form C Relay	31 - 4200 - 100
	51 - 3000 - 200
3 Form C Relay	31 - 4300 - 100
	51 - 3000 - 300

### HOW TO ORDER



### WIRING DIAGRAM



### DIMENSIONS

