

O/E/N 81

MINIATURE POWER RELAY

- International Standard Foot Print
- Small Size, Light Weight
- Compact High Performance
- Direct PCB type
- High Isolation between Input and Output Side

SPECIFICATIONS

Contact Arrangement	: 1 Form C
Contact Material	: Silver alloy
Contact Rating	
Rated Voltage	: 230 VAC/24 VDC
Max. Switching Voltage	: 250 VAC/110 VDC
Max. Continuous Current at 230 VAC/ 24 VDC	: 10 A
Max. Power Rating	: 2500 VA
Nominal Coil Power	: 0.45 W (approx)
Life Expectancy	
Electrical	: 10^5 operations
Mechanical	: 10^7 operations
Contact Resistance (Initial)	: 50 milli Ohms
Dielectric Strength	
Between Contact & Coil	: 2500 VRMS
Between Open Contacts	: 1000 VRMS
Insulation Resistance	: 500 MegaOhms at 500VDC, 25 ^o C, RH50
Operate time at Nominal Voltage	: 7 milli sec.(Typ)
Release time at Nominal Voltage	: 4 milli sec.(Typ)
Ambient Temperature	: -40 ^o C to + 85 ^o C
Weight	: 11 gms (approx)

Typical applications

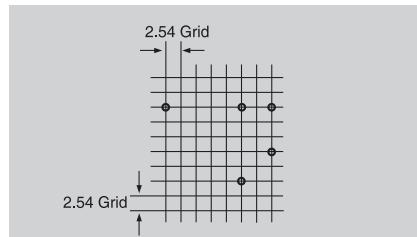
UPS, Home Appliances, Office Automation, Security Systems, PLCs, Timers etc.

All dimensions are in mm. Specifications subject to change without notice. Tolerance unless otherwise specified is $\pm 10\%$.

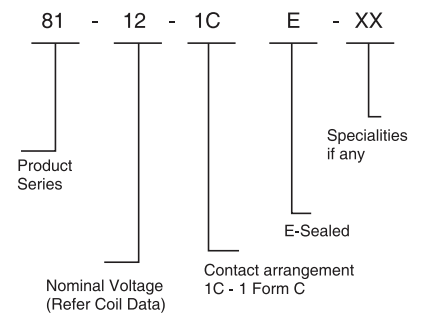
COIL DATA

Nominal Voltage VDC	Pick-up Voltage VDC	Drop-out Voltage VDC	Coil Resistance Ohms $\pm 10\%$
6	4.5	0.6	80
12	9.0	1.2	320
24	18.0	2.4	1280
48	36.0	4.8	3800

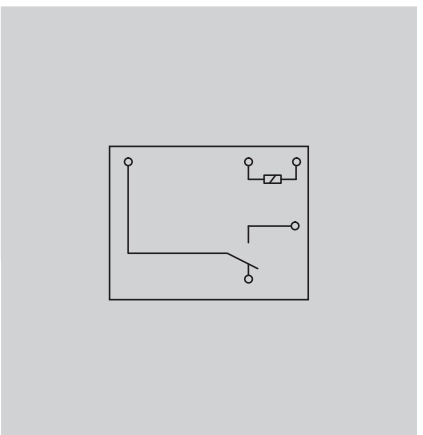
DRILLING PATTERN



HOW TO ORDER



WIRING DIAGRAM



DIMENSIONS

