

O/E/N 55H

MINIATURE POWER RELAY

- Compact High Performance
- Direct PCB type
- High Capacity
- Spade Terminals for Power Output

SPECIFICATIONS

Contact Arrangement	: 1 Form A
Contact Material	: Silver Alloy
Contact Rating	
Rated Voltage	: 230 VAC/24 VDC
Max. Switching Voltage	: 250 VAC/30 VDC
Max. Continuous Current at 230VAC/24VDC	: 25 A
Motor, Inrush	: 80 A at 0.7 Cos φ, 0.3 Sec.
Max. Power Rating	: 6250 VA
Nominal Coil Power	: 0.90 W (approx)
Life Expectancy	
Electrical	: 10 ⁵ operations
Mechanical	: 10 ⁶ operations
Contact Resistance (Initial)	: 50 milli Ohms
Dielectric Strength	
Between Contact & Coil	: 2000 VRMS
Between Open Contacts	: 1000 VRMS
Insulation Resistance	: 1000 MegaOhms at 500VDC, 25 ⁰ C, RH50
Operate time at Nominal Voltage	: 15 milli sec. (Typ)
Release time at Nominal Voltage	: 10 milli sec. (Typ)
Ambient Temperature	: -40 ⁰ C to +85 ⁰ C
Weight	: 35 gms (approx)

Typical applications

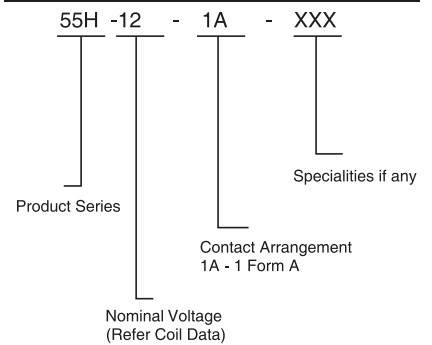
Microwave Ovens, Refrigerators, Air Conditioners, Temperature Controllers, UPS etc.

All dimensions are in mm. Specifications subject to change without notice. Tolerance unless otherwise specified is ± 10%.

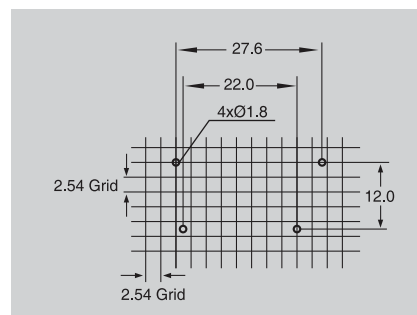
COIL DATA

Nominal Voltage VDC	Pick-up Voltage VDC	Drop-out Voltage VDC	Coil Resistance Ohms ± 10%
12	9.6	1.2	160
24	19.2	2.4	640

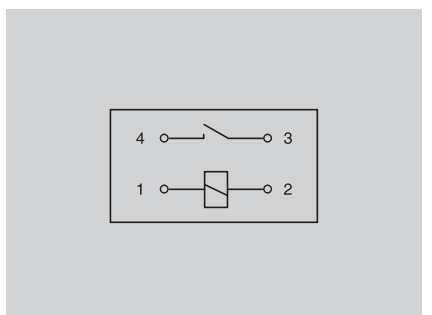
HOW TO ORDER



DRILLING PATTERN



WIRING DIAGRAM



DIMENSIONS

